

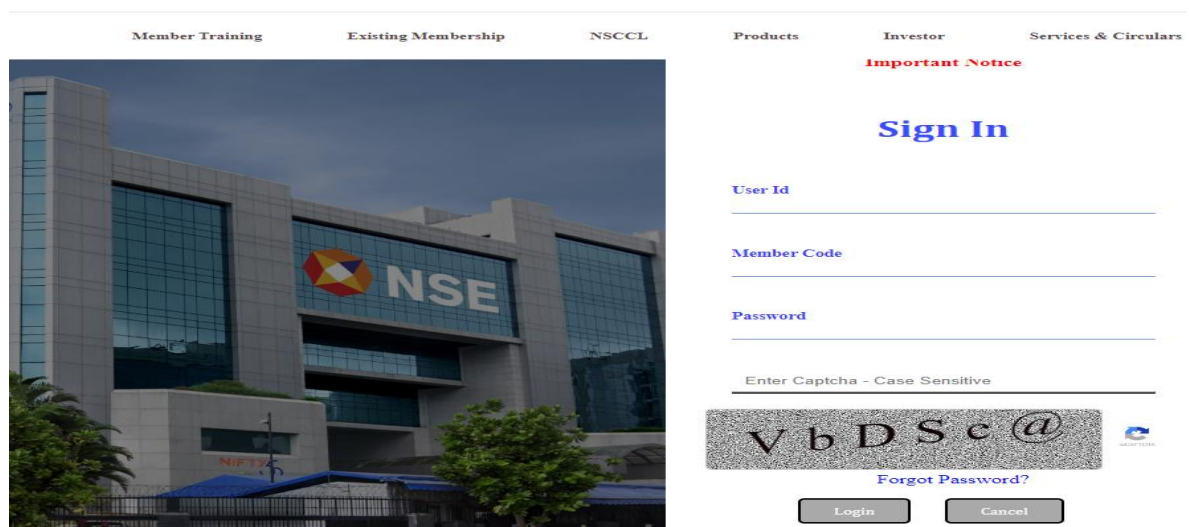
National Stock Exchange of India

Reporting of Mobile Applications and Social Media Handles

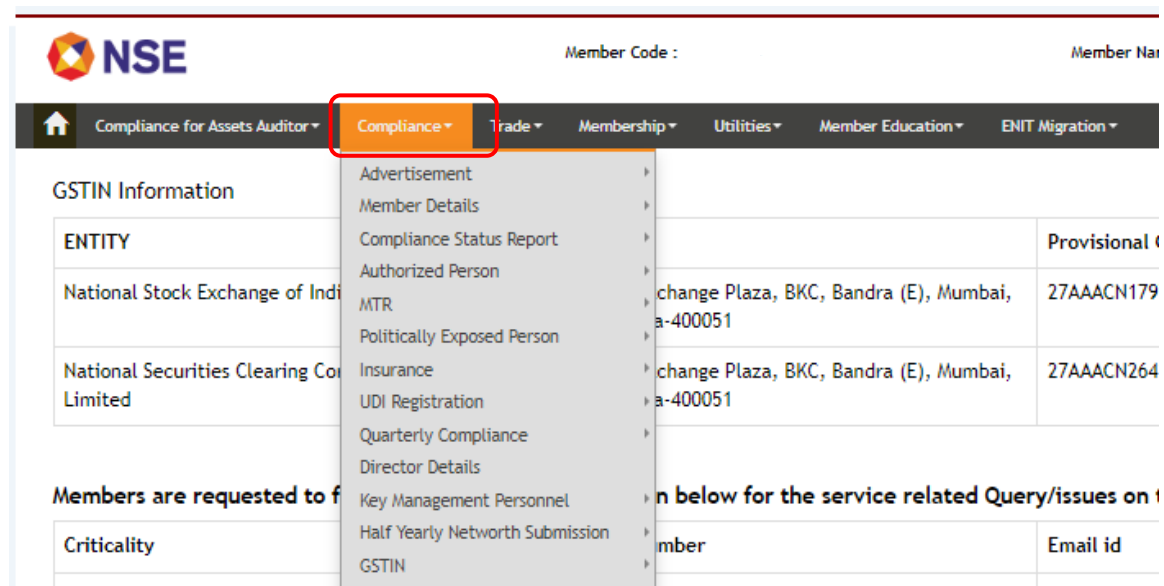
A) Steps for Reporting Mobile Applications

1. Login to NSE Member Portal using the below URL and your login credentials.

<https://enit.nseindia.com/MemberPortal/redirectlogin>



2. After Successful login, Select Compliance option in Menu.

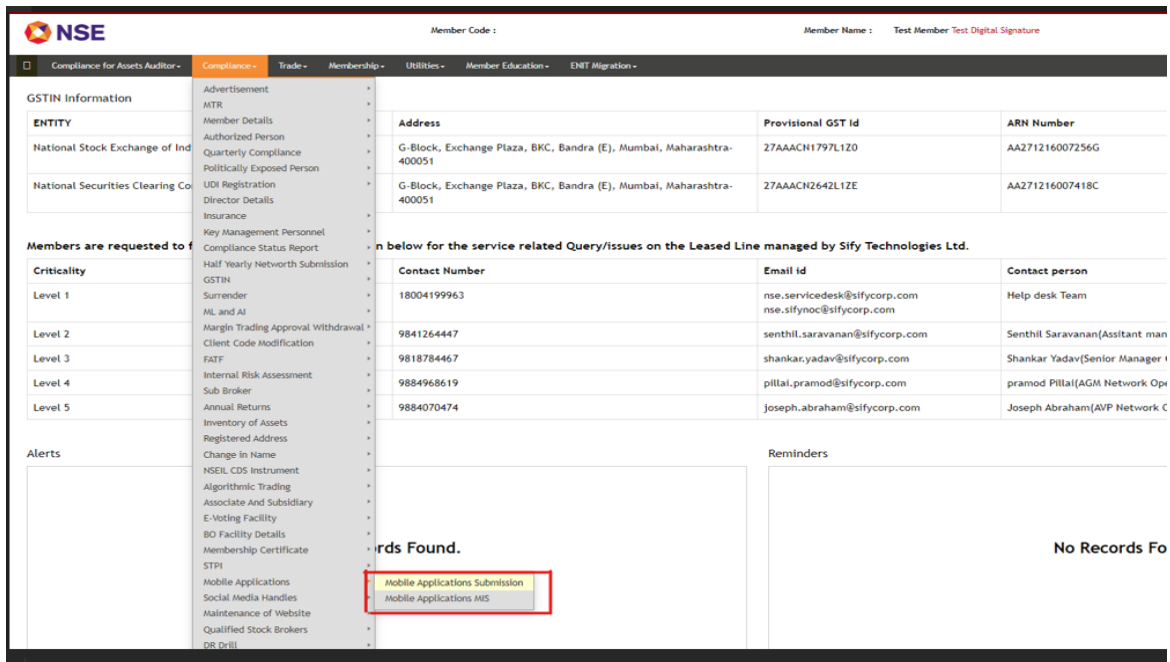


Provisional Code	Address	Email id
27AAACN179	change Plaza, BKC, Bandra (E), Mumbai, a-400051	
27AAACN264	change Plaza, BKC, Bandra (E), Mumbai, a-400051	

National Stock Exchange of India

3. In Compliance, at the bottom of the list you will find the option of Mobile Applications.

Compliance > Mobile Applications > Mobile Applications Submission.

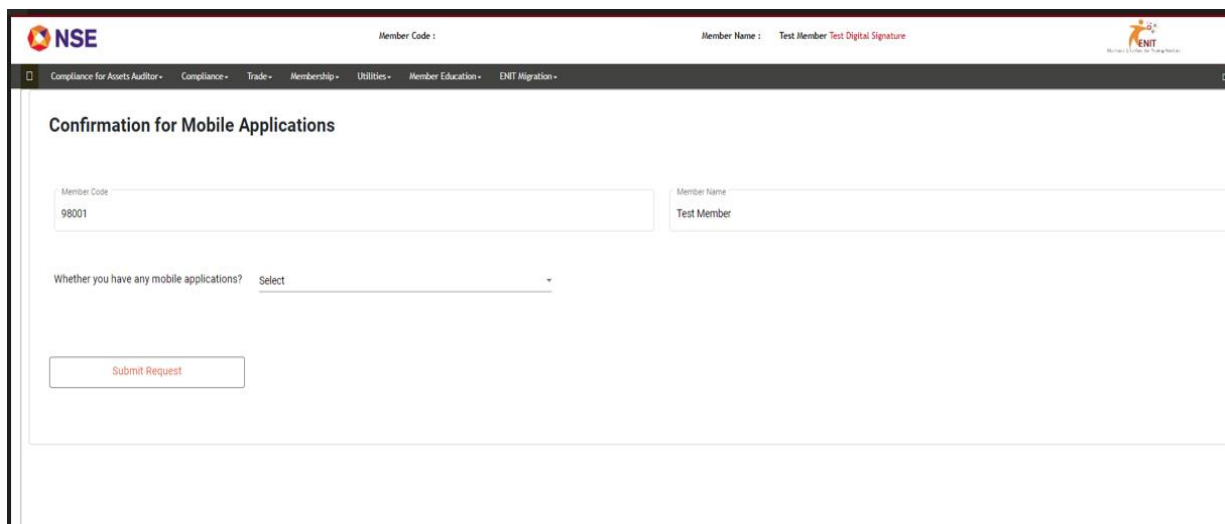


The screenshot shows the NSE Compliance portal interface. The left sidebar contains a list of menu items under the 'Compliance' tab. The 'Mobile Applications Submission' option is highlighted with a red box. The main content area displays a table with contact information for Sify Technologies Ltd. and a 'No Records Found' message.

Address	Provisional GST Id	ARN Number
G-Block, Exchange Plaza, BKC, Bandra (E), Mumbai, Maharashtra-400051	27AAACH1797L1Z0	AA271216007256G
G-Block, Exchange Plaza, BKC, Bandra (E), Mumbai, Maharashtra-400051	27AAACH2642L1ZE	AA271216007418C

Contact Number	Email id	Contact person
18004199963	nse.servicedesk@sifycorp.com nse.sifynoc@sifycorp.com	Help desk Team
9841264447	senthil.saravanan@sifycorp.com	Senthil Saravanan[Assitant man
9818784467	shankar.yadav@sifycorp.com	Shankar Yadav[Senior Manager
9884968619	pillai.pramod@sifycorp.com	pramod Pillai[AGM Network Op
9884070474	Joseph.abraham@sifycorp.com	Joseph Abraham[AVP Network C

4. After Clicking on Mobile Applications Submission, the following page will be displayed: -



The screenshot shows the 'Confirmation for Mobile Applications' page. It contains a form with fields for Member Code and Member Name, a dropdown menu for 'Whether you have any mobile applications?', and a 'Submit Request' button.

Member Code: 98001

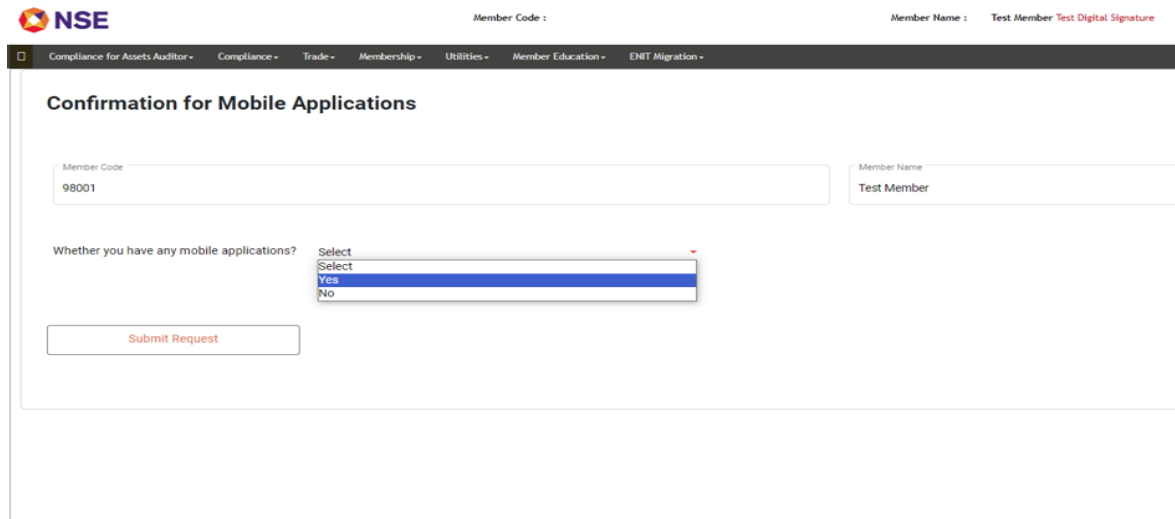
Member Name: Test Member

Whether you have any mobile applications? Select

Submit Request

National Stock Exchange of India

5. Please confirm Yes or No in 'Whether you have any mobile applications?'



NSE Member Code : Member Name : Test Member Test Digital Signature

Compliance for Assets Auditor • Compliance • Trade • Membership • Utilities • Member Education • ENIT Migration •

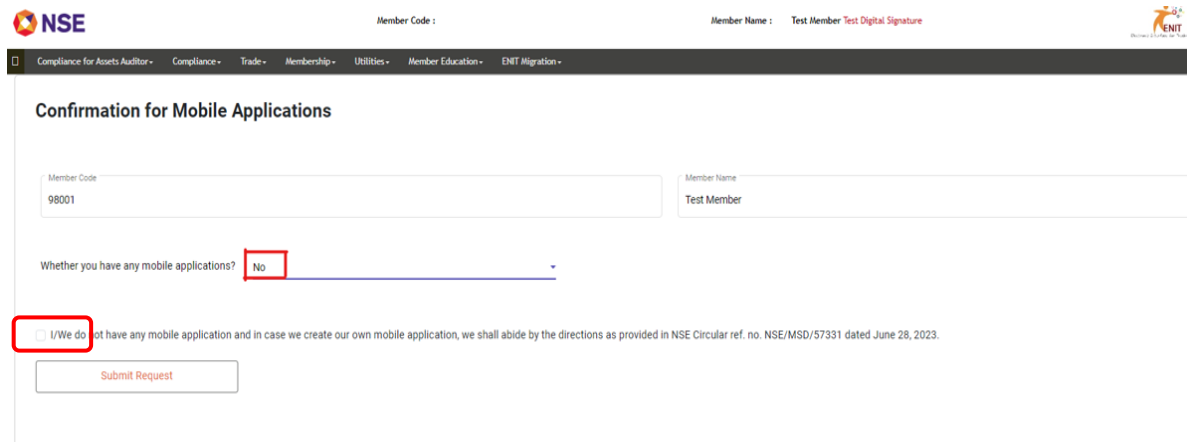
Confirmation for Mobile Applications

Member Code : 98001 Member Name : Test Member

Whether you have any mobile applications?
Select
Yes
No

Submit Request

6. If Selected 'No' in 'Whether you have any mobile applications?', please click on the tick box and 'Submit Request.'



NSE Member Code : Member Name : Test Member Test Digital Signature

Compliance for Assets Auditor • Compliance • Trade • Membership • Utilities • Member Education • ENIT Migration •

Confirmation for Mobile Applications

Member Code : 98001 Member Name : Test Member

Whether you have any mobile applications? No

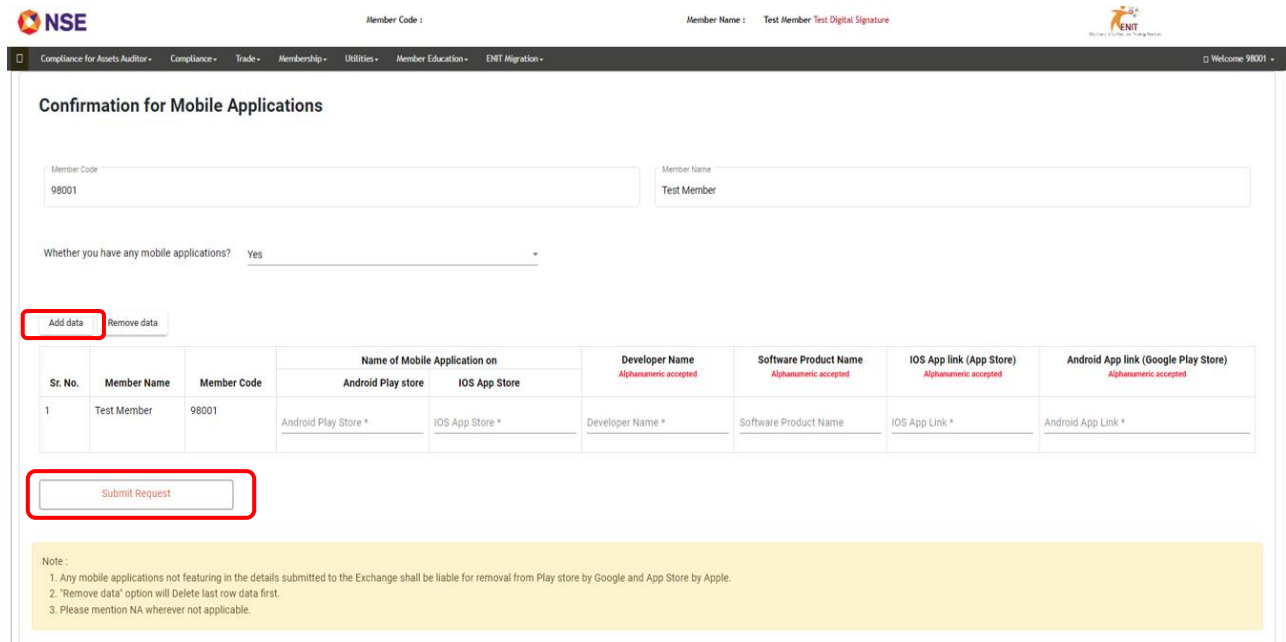
☒ I/We do not have any mobile application and in case we create our own mobile application, we shall abide by the directions as provided in NSE Circular ref. no. NSE/MSD/57331 dated June 28, 2023.

Submit Request

- After submission you will receive a notification of successful submission

National Stock Exchange of India

7. If Selected 'Yes' in 'Whether you have any mobile applications?', please add the details in the fields provided and click on 'Submit Request'.



Member Code : 98001 Member Name : Test Member Test Digital Signature

Compliance for Assets Auditor Compliance Trade Membership Utilities Member Education ENIT Migration Welcome 98001

Confirmation for Mobile Applications

Member Code : 98001 Member Name : Test Member

Whether you have any mobile applications? Yes

Add data Remove data

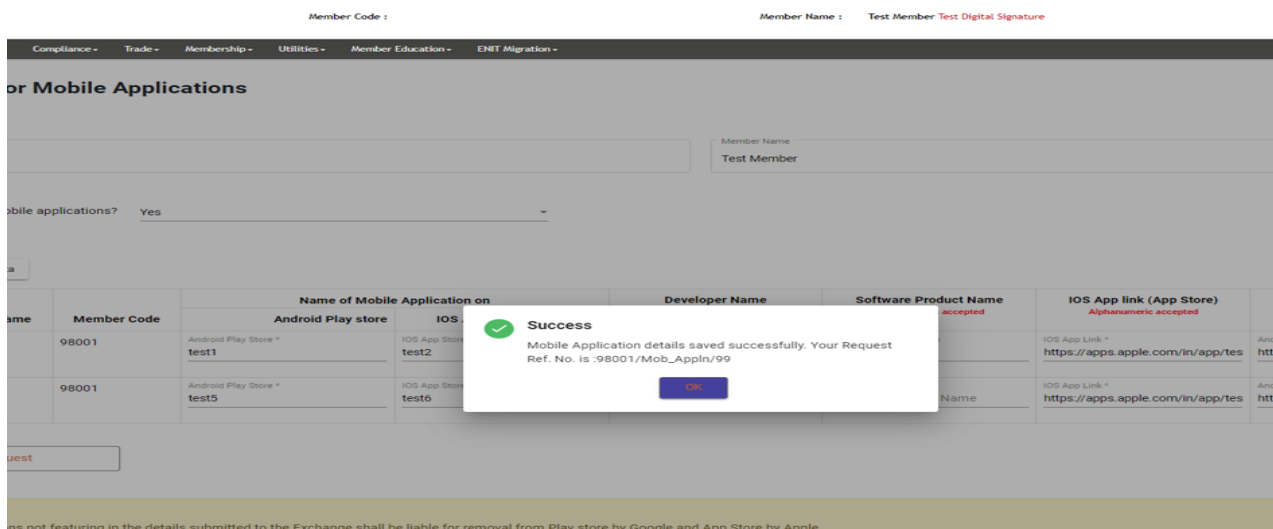
Sr. No.	Member Name	Member Code	Name of Mobile Application on		Developer Name <i>Alphanumeric accepted</i>	Software Product Name <i>Alphanumeric accepted</i>	IOS App link (App Store) <i>Alphanumeric accepted</i>	Android App link (Google Play Store) <i>Alphanumeric accepted</i>
			Android Play store	IOS App Store				
1	Test Member	98001	Android Play Store *	IOS App Store *	Developer Name *	Software Product Name	IOS App Link *	Android App Link *

Submit Request

Note:
 1. Any mobile applications not featuring in the details submitted to the Exchange shall be liable for removal from Play store by Google and App Store by Apple.
 2. "Remove data" option will Delete last row data first.
 3. Please mention NA wherever not applicable.

- You may add additional details after clicking on 'Add data'. Kindly note that 'Remove data' option will delete last row data first and please mention NA wherever not applicable.

8. After submission, you will receive a notification of successful submission



Member Code : 98001 Member Name : Test Member Test Digital Signature

Compliance Trade Membership Utilities Member Education ENIT Migration Welcome 98001

Confirmation for Mobile Applications

Member Code : 98001 Member Name : Test Member

Whether you have any mobile applications? Yes

Add data Remove data

Sr. No.	Member Name	Member Code	Name of Mobile Application on		Developer Name <i>Alphanumeric accepted</i>	Software Product Name <i>Alphanumeric accepted</i>	IOS App link (App Store) <i>Alphanumeric accepted</i>	Android App link (Google Play Store) <i>Alphanumeric accepted</i>
			Android Play store	IOS App Store				
1	Test Member	98001	Android Play Store *	IOS App Store *	Developer Name *	Software Product Name	IOS App Link *	Android App Link *
2	Test Member	98001	Android Play Store *	IOS App Store *	Developer Name *	Software Product Name	IOS App Link *	Android App Link *

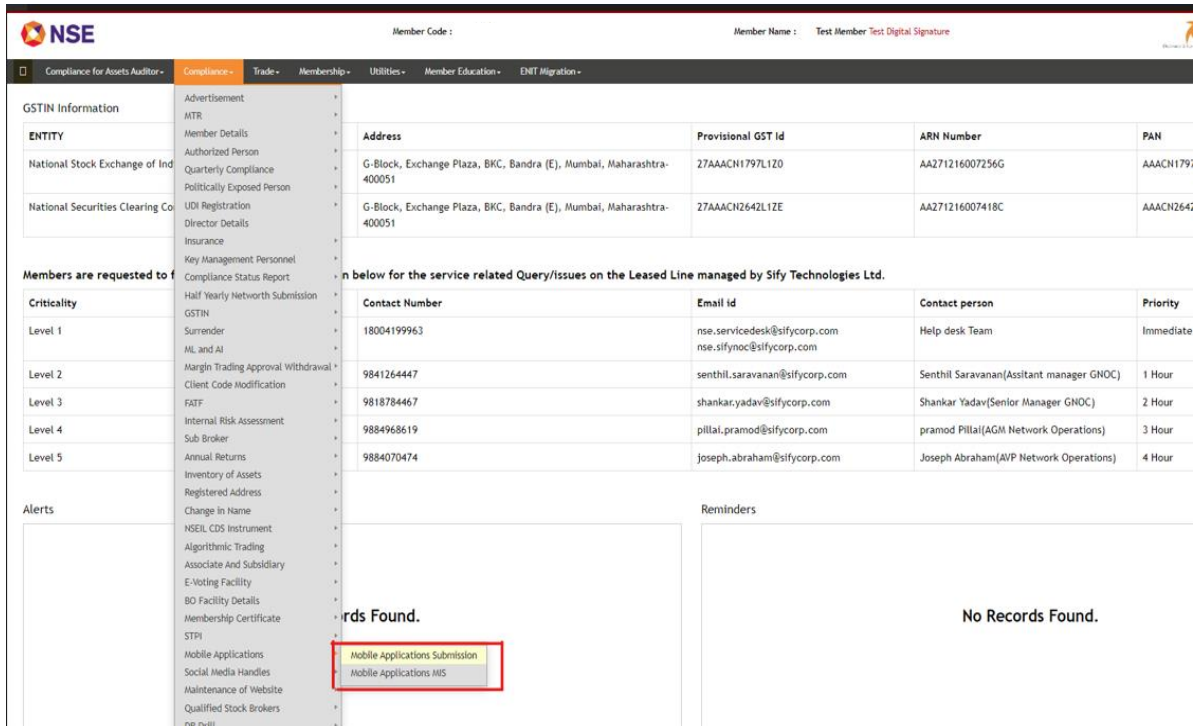
Submit Request

Success
 Mobile Application details saved successfully. Your Request Ref. No. is 98001/Mob_Appln/99

Note:
 1. Any mobile applications not featuring in the details submitted to the Exchange shall be liable for removal from Play store by Google and App Store by Apple.

National Stock Exchange of India

9. To view the submission, you can click on Mobile Applications MIS.

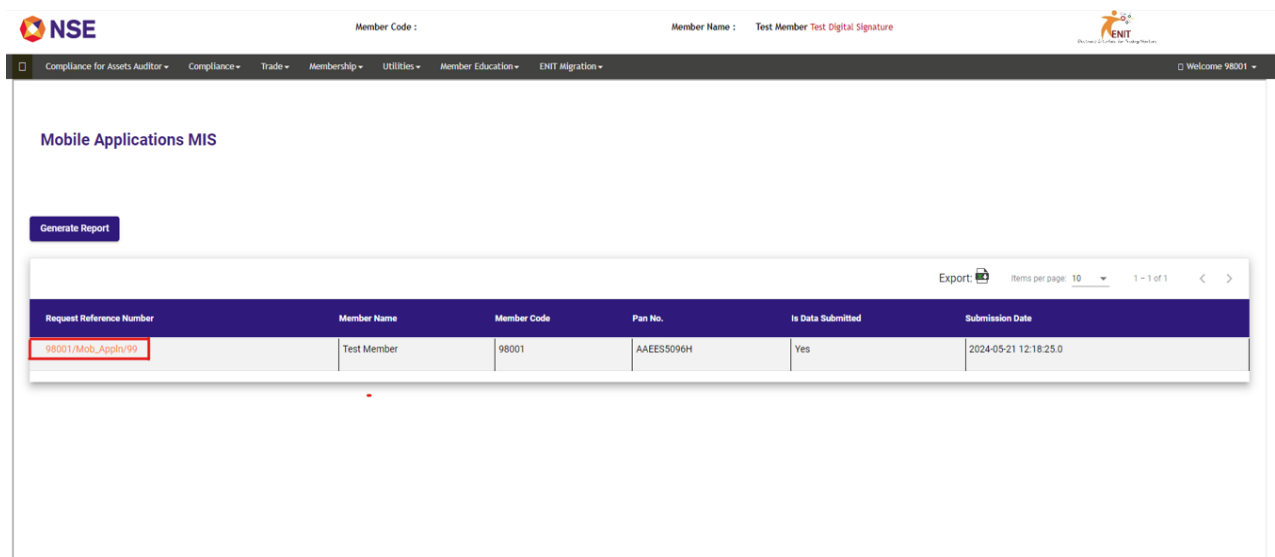


The screenshot shows the NSE Member Portal interface. The left sidebar contains a menu with various options. The 'Mobile Applications MIS' option is highlighted with a red box. The main content area displays a table with columns: ENTITY, Address, Provisional GST Id, ARN Number, and PAN. The table lists two entities: National Stock Exchange of India and National Securities Clearing Corporation. Below the table, there is a section for 'Members are requested to' with a table of contact information for various levels of support. The bottom right corner of the page displays 'No Records Found.'

ENTITY	Address	Provisional GST Id	ARN Number	PAN
National Stock Exchange of India	G-Block, Exchange Plaza, BKC, Bandra (E), Mumbai, Maharashtra-400051	27AAACH1797L1Z0	AA271216007256G	AAACH179;
National Securities Clearing Corporation	G-Block, Exchange Plaza, BKC, Bandra (E), Mumbai, Maharashtra-400051	27AAACH2642L1ZE	AA271216007418C	AAACH264;

Criticality	Contact Number	Email id	Contact person	Priority
Level 1	18004199963	nse.servicedesk@sifycorp.com nse.sifynoc@sifycorp.com	Help desk Team	Immediate
Level 2	9841264447	senhil.saravanan@sifycorp.com	Senhil Saravanan(Assitant manager GNOC)	1 Hour
Level 3	9818784467	shankar.yadav@sifycorp.com	Shankar Yadav(Senior Manager GNOC)	2 Hour
Level 4	9884968619	pillai.pramod@sifycorp.com	pramod Pillai(AGM Network Operations)	3 Hour
Level 5	9884070474	joseph.abraham@sifycorp.com	Joseph Abraham(AVP Network Operations)	4 Hour

10. To view the submission, you can click on Request Reference number generated.




The screenshot shows the NSE Member Portal interface for 'Mobile Applications MIS'. The page has a 'Generate Report' button and an 'Export' option. Below these, there is a table with columns: Request Reference Number, Member Name, Member Code, Pan No., Is Data Submitted, and Submission Date. The table contains one record with the Request Reference Number '98001/Mob_Appsh/99' highlighted with a red box.

Request Reference Number	Member Name	Member Code	Pan No.	Is Data Submitted	Submission Date
98001/Mob_Appsh/99	Test Member	98001	AAEES5096H	Yes	2024-05-21 12:18:25.0


National Stock Exchange of India

11. Submitted Details can be viewed as below: -



Member Code :

Member Name : Test Member Test Digital Signature



Compliance for Assets Auditor

Compliance

Trade

Membership

Utilities

Member Education

ENT Migration

Welcome 98001

Confirmation for Mobile Applications

Member Code

98001

Member Name

Test Member

Whether you have any mobile applications? Yes

Add data

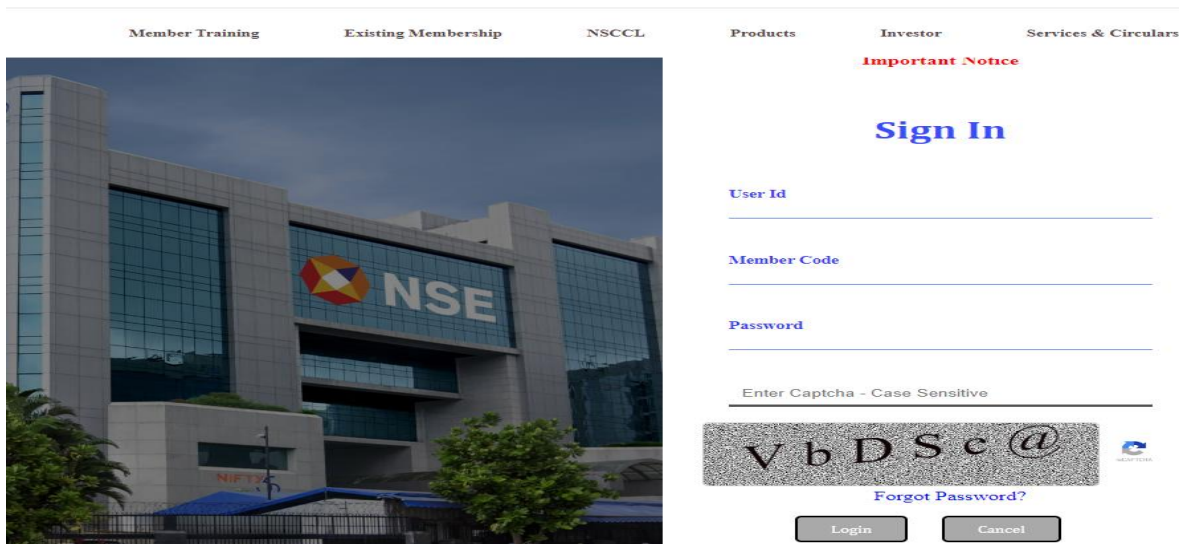
Remove data

Sr. No.	Member Name	Member Code	Name of Mobile Application on		Developer Name <small>Alphanumeric accepted</small>	Software Product Name <small>Alphanumeric accepted</small>	IOS App link (App Store) <small>Alphanumeric accepted</small>	Android App link (Google Play Store) <small>Alphanumeric accepted</small>
			Android Play store	IOS App Store				
1	Test Member	98001	Android Play Store * test1	IOS App Store * test2	Developer Name * test3	Software Product Name test4	IOS App Link * https://apps.apple.com/in/app	Android App Link * https://play.google.com/store/apps/test
2	Test Member	98001	Android Play Store * test5	IOS App Store * test6	Developer Name * test7	Software Product Name	IOS App Link * https://apps.apple.com/in/app	Android App Link * https://play.google.com/store/apps/test

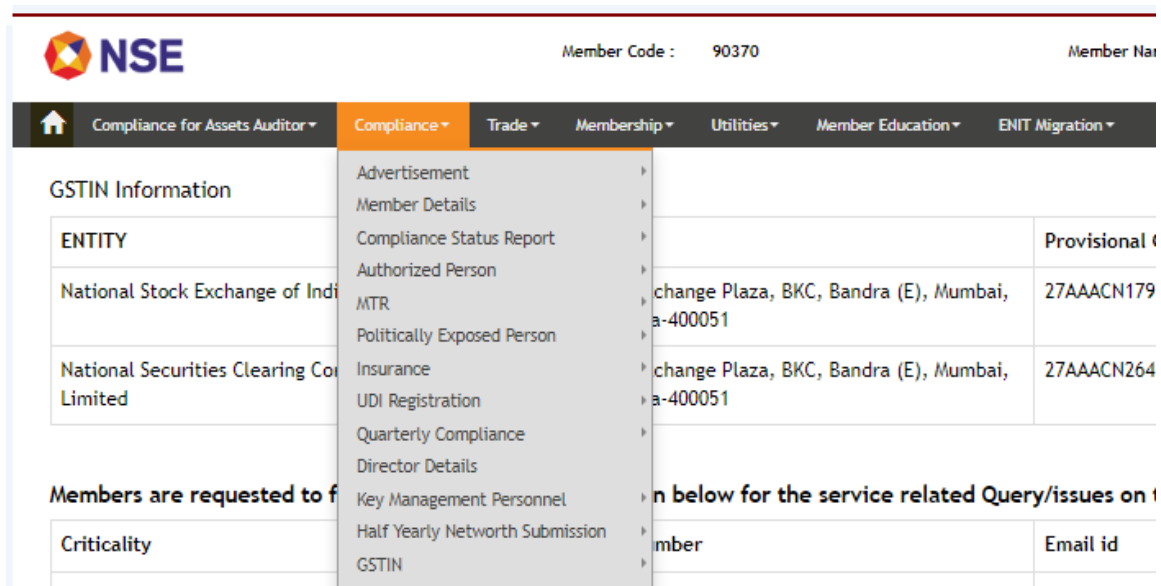
National Stock Exchange of India

B) Steps for Reporting Social Media Handles

1. Login to NSE Member Portal using the below URL and your login credentials.
<https://enit.nseindia.com/MemberPortal/redirectlogin>

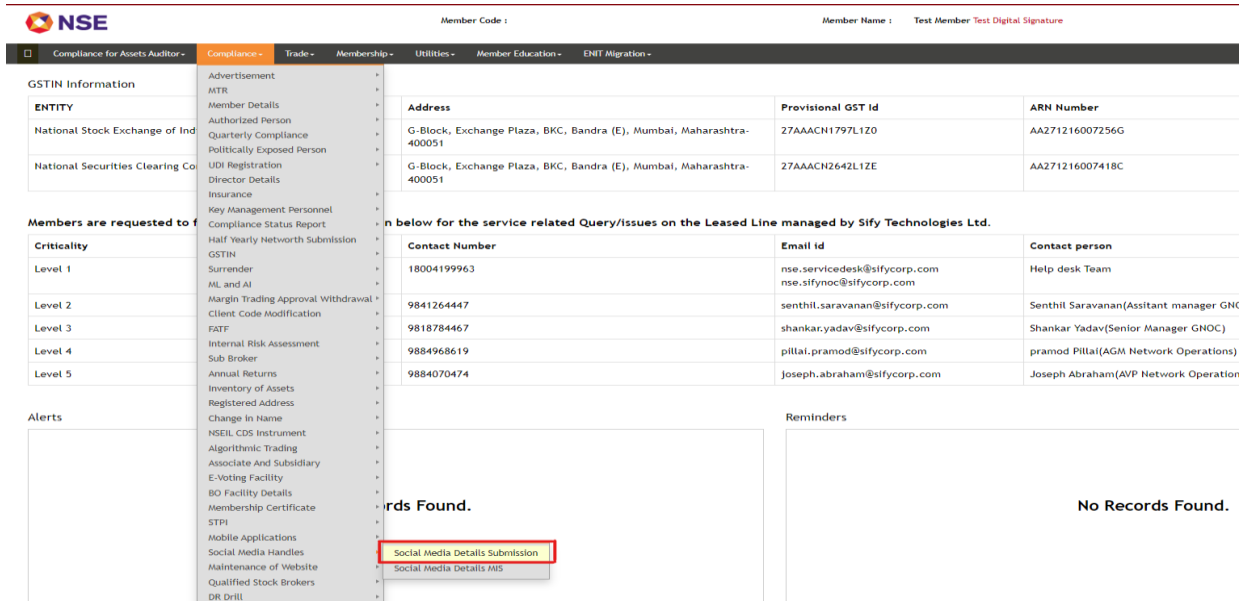


2. After Successful login, Select Compliance option in Menu.



National Stock Exchange of India

- In Compliance, at the bottom of the list you will find the option of Social Media Handles.
Compliance > Social Media Handles > Social Media Details Submission.

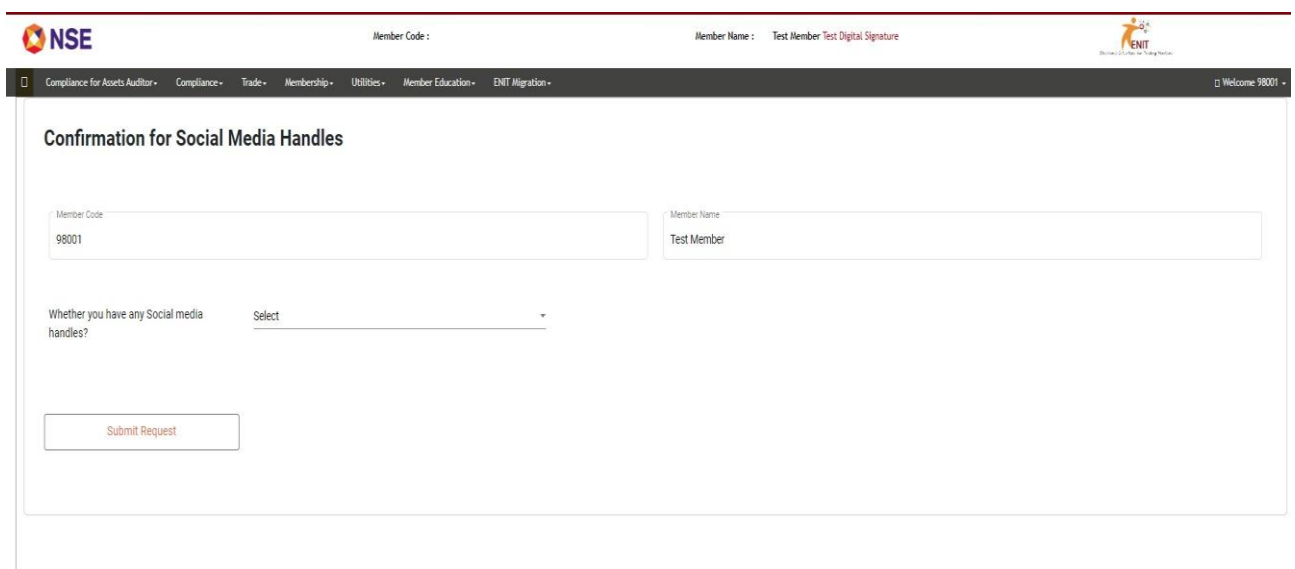


The screenshot shows the NSE Compliance portal interface. The left sidebar contains a list of menu items under the 'Compliance' tab. The 'Social Media Details Submission' option is highlighted with a red box. The main content area displays a table with contact information for Sify Technologies Ltd. and a 'No Records Found' message.

Address	Provisional GST Id	ARN Number
G-Block, Exchange Plaza, BKC, Bandra (E), Mumbai, Maharashtra-400051	27AAACH1797L1Z0	AA271216007256G
G-Block, Exchange Plaza, BKC, Bandra (E), Mumbai, Maharashtra-400051	27AAACH2642L1ZE	AA271216007418C

Contact Number	Email id	Contact person
18004199963	nse.servicedesk@sifycorp.com nse.sifynoc@sifycorp.com	Help desk Team
9841264447	senhil.saravanan@sifycorp.com	Senhil Saravanan(Assitant manager GNC)
9818784467	shankar.yadav@sifycorp.com	Shankar Yadav(Senior Manager GNOC)
9884968619	pillai.pramod@sifycorp.com	pramod Pillai(AGM Network Operations)
9884070474	joseph.abraham@sifycorp.com	Joseph Abraham(AVP Network Operation)

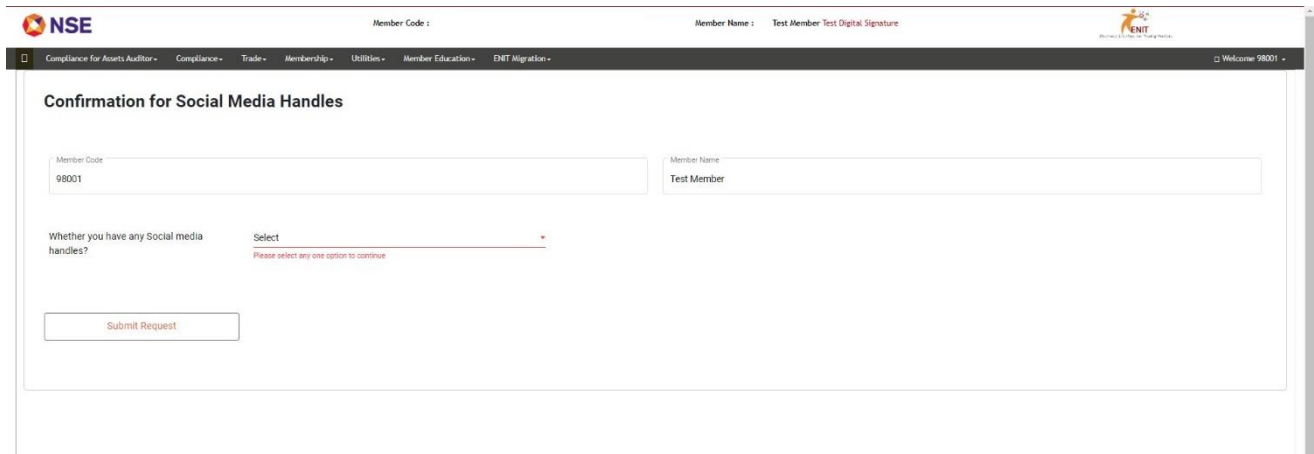
- After clicking on Social Media Details Submission, the following page will be displayed: -



The screenshot shows the 'Confirmation for Social Media Handles' page. It contains a form with fields for Member Code (98001) and Member Name (Test Member). Below these fields is a dropdown menu labeled 'Whether you have any Social media handles?' with a 'Select' option. A 'Submit Request' button is located at the bottom of the form.

National Stock Exchange of India

5. Please confirm Yes or No in 'Whether you have any Social media handles?'



NSE Member Code : Member Name : Test Member Test Digital Signature

Compliance for Assets Auditor Compliance Trade Membership Utilities Member Education ENIT Migration Welcome 98001

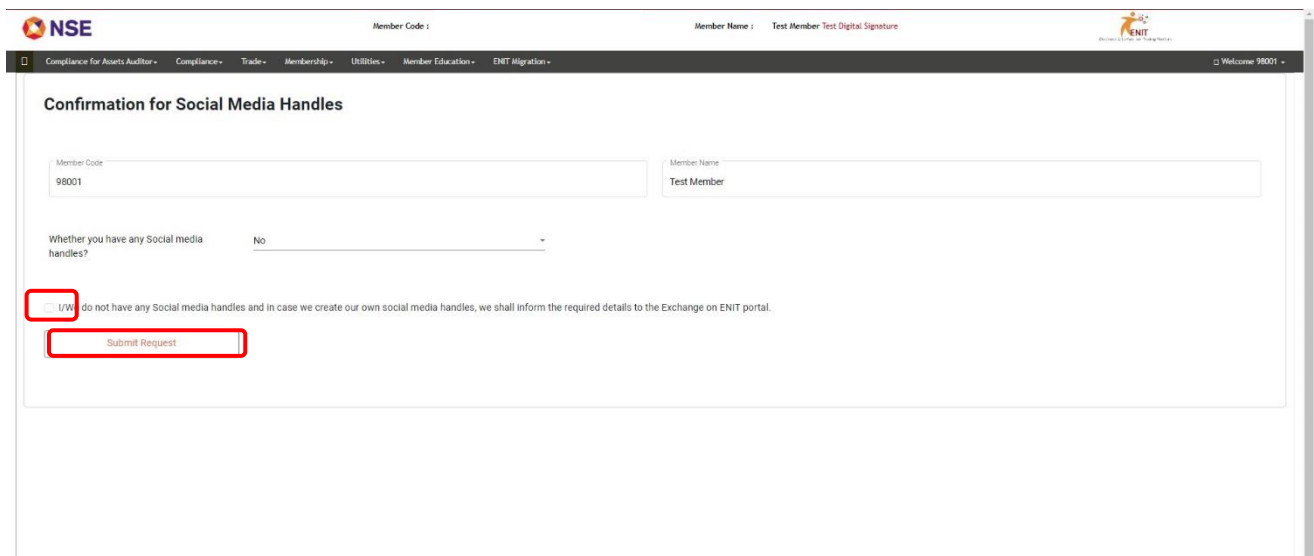
Confirmation for Social Media Handles

Member Code: 98001 Member Name: Test Member

Whether you have any Social media handles? **Select**
Please select any one option to continue

Submit Request

6. If Selected 'No' in 'Whether you have any Social media handles?', please click on the tick box and 'Submit Request.'



NSE Member Code : Member Name : Test Member Test Digital Signature

Compliance for Assets Auditor Compliance Trade Membership Utilities Member Education ENIT Migration Welcome 98001

Confirmation for Social Media Handles

Member Code: 98001 Member Name: Test Member

Whether you have any Social media handles? **No**

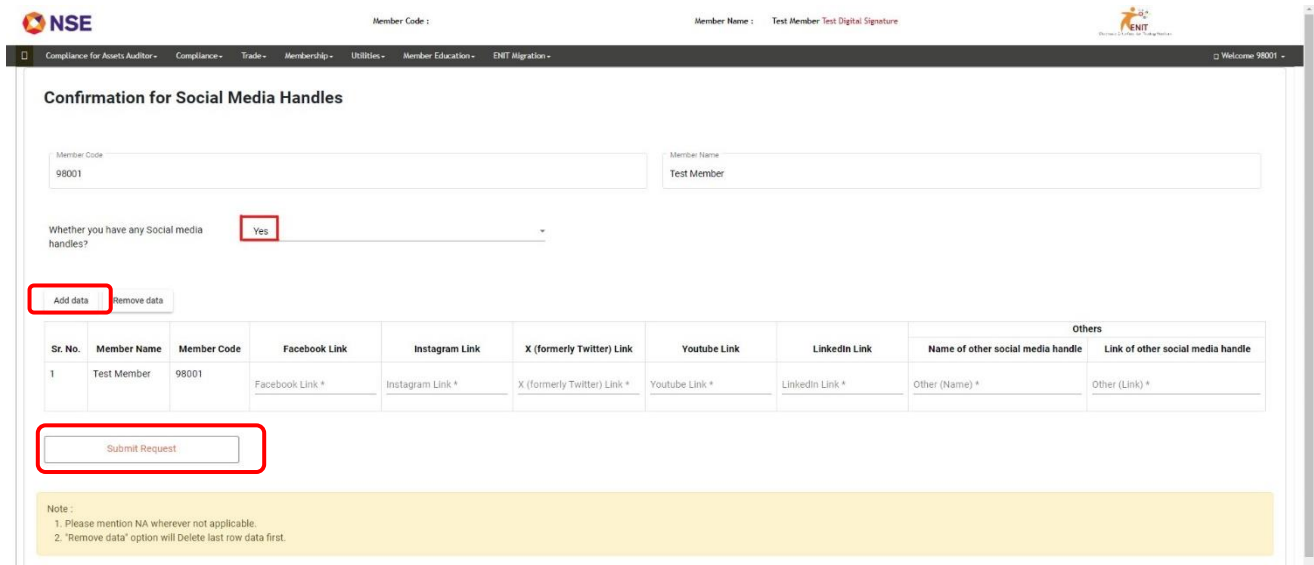
☒ I/We do not have any Social media handles and in case we create our own social media handles, we shall inform the required details to the Exchange on ENIT portal.

Submit Request

- After submission you will receive a notification of successful submission

National Stock Exchange of India

- If Selected 'Yes' in 'Whether you have any Social media handles?', please add the details in the fields provided and click on 'Submit Request'.



Confirmation for Social Media Handles

Member Code: 98001 Member Name: Test Member

Whether you have any Social media handles? **Yes**

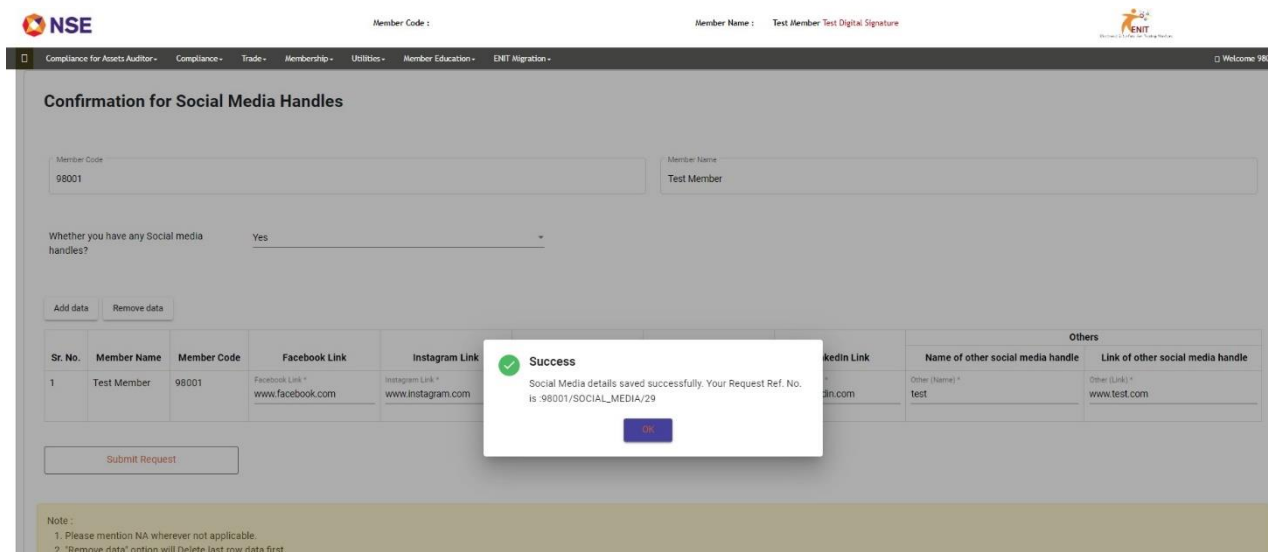
Add data **Remove data**

Sr. No.	Member Name	Member Code	Facebook Link	Instagram Link	X (formerly Twitter) Link	Youtube Link	LinkedIn Link	Others	
			Name of other social media handle	Link of other social media handle					
1	Test Member	98001	Facebook Link *	Instagram Link *	X (formerly Twitter) Link *	Youtube Link *	LinkedIn Link *	Other (Name) *	Other (Link) *

Submit Request

Note :
 1. Please mention NA wherever not applicable.
 2. 'Remove data' option will Delete last row data first.

- You may add additional details after clicking on 'Add data' and please mention "NA" wherever not applicable.
- After submission, you will receive a notification of successful submission.



Confirmation for Social Media Handles

Member Code: 98001 Member Name: Test Member

Whether you have any Social media handles? **Yes**

Add data **Remove data**

Sr. No.	Member Name	Member Code	Facebook Link	Instagram Link	X (formerly Twitter) Link	Youtube Link	LinkedIn Link	Others	
			Name of other social media handle	Link of other social media handle					
1	Test Member	98001	www.facebook.com	www.instagram.com				test	www.test.com

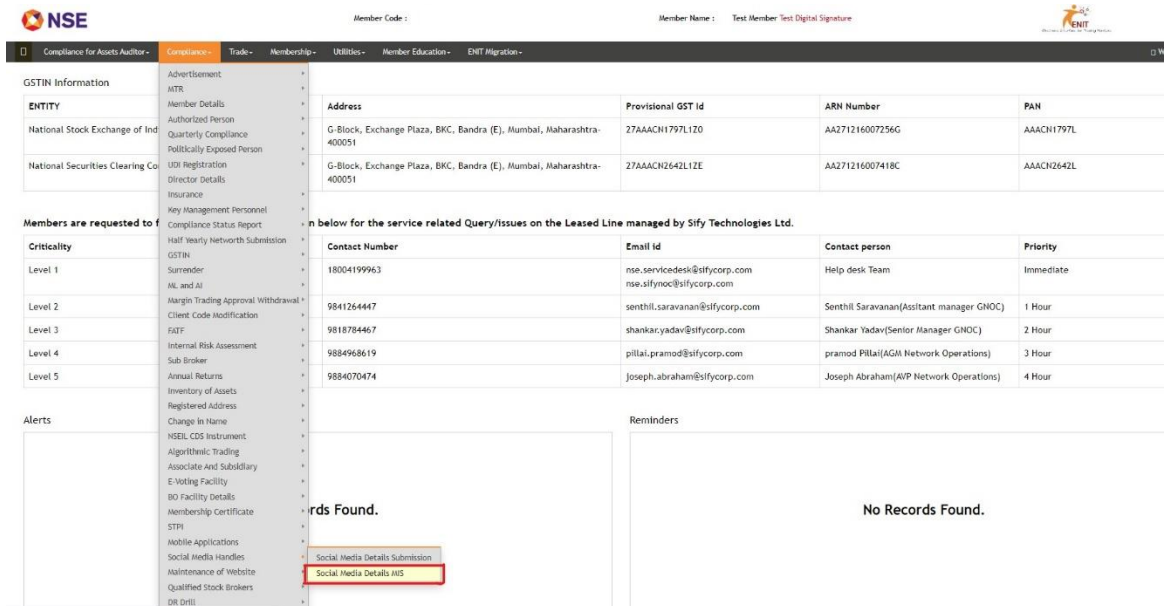
Submit Request

Success
 Social Media details saved successfully. Your Request Ref. No. is 98001/SOCIAL_MEDIA/29

Note :
 1. Please mention NA wherever not applicable.
 2. 'Remove data' option will Delete last row data first.

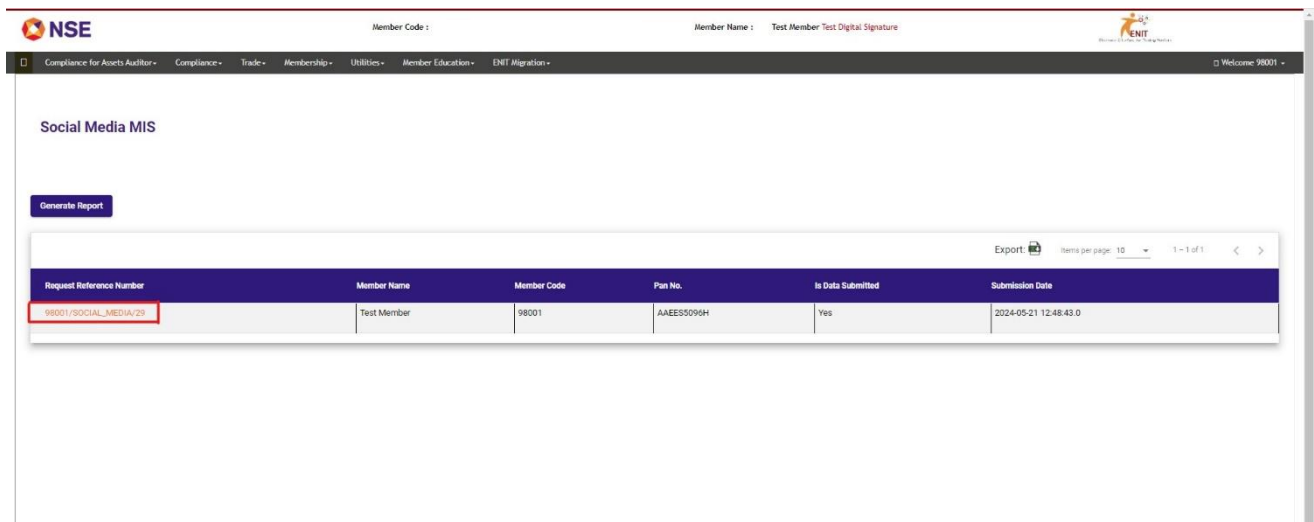
National Stock Exchange of India

9. To view the submission, you can click on Social Media Details MIS.



The screenshot shows the NSE Member Portal interface. The left sidebar contains a menu with options like GSTIN Information, ENTITY, and Members are requested to. The main content area displays a table with columns: Address, Provisional GST Id, ARN Number, and PAN. Below this, there is a section for 'Social Media Details Submission' and 'Social Media Details MIS' which are highlighted with red boxes. The 'Social Media Details MIS' link is the one to be clicked to view the submission.

10. To view the submission, you can click on Request Reference Number generated.




The screenshot shows the 'Social Media MIS' report generated by the NSE. The report is titled 'Social Media MIS' and includes a 'Generate Report' button. Below the button, there is a table with columns: Request Reference Number, Member Name, Member Code, Pan No., Is Data Submitted, and Submission Date. The table contains one row of data, which is highlighted with a red box. The 'Request Reference Number' column shows '98001/SOCIAL_MEDIA/29', which is the value to be used to view the submission.

Request Reference Number	Member Name	Member Code	Pan No.	Is Data Submitted	Submission Date
98001/SOCIAL_MEDIA/29	Test Member	98001	AAEE5095H	Yes	2024-05-21 12:48:43.0


National Stock Exchange of India

11. Submitted Details can be viewed as below: -



Member Code :

Member Name : Test Member Test Digital Signature



[Compliance for Assets Auditor](#)
[Compliance](#)
[Trade](#)
[Membership](#)
[Utilities](#)
[Member Education](#)
[ENT Migration](#)
Welcome 98001

Confirmation for Social Media Handles

Member Code
98001

Member Name
Test Member

Whether you have any Social media handles? Yes

Add data

Remove data

Sr. No.	Member Name	Member Code	Facebook Link	Instagram Link	X (formerly Twitter) Link	Youtube Link	LinkedIn Link	Others	
								Name of other social media handle	Link of other social media handle
1	Test Member	98001	Facebook Link * www.facebook.com	Instagram Link * www.instagram.com	X (formerly Twitter) Link * www.twitter.com	Youtube Link * www.youtube.com	LinkedIn Link * www.linkedin.com	Other (Name) * test	Other (Link) * www.test.com

Note :

1. Please mention NA wherever not applicable.

2. "Remove data" option will Delete last row data first.